


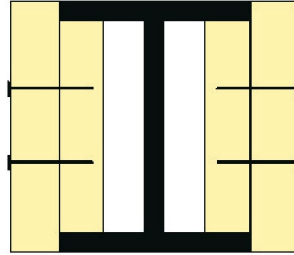
# Glulite

## General fixing details to columns

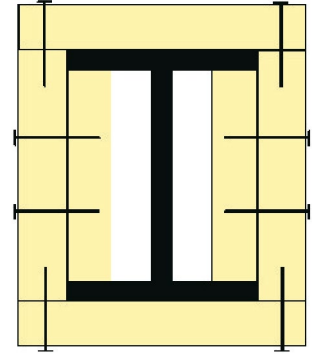


1. Friction fit and glue 100mm wide noggins, flush with flange toes at top and bottom of the column, also at board joints (4 sided detail).

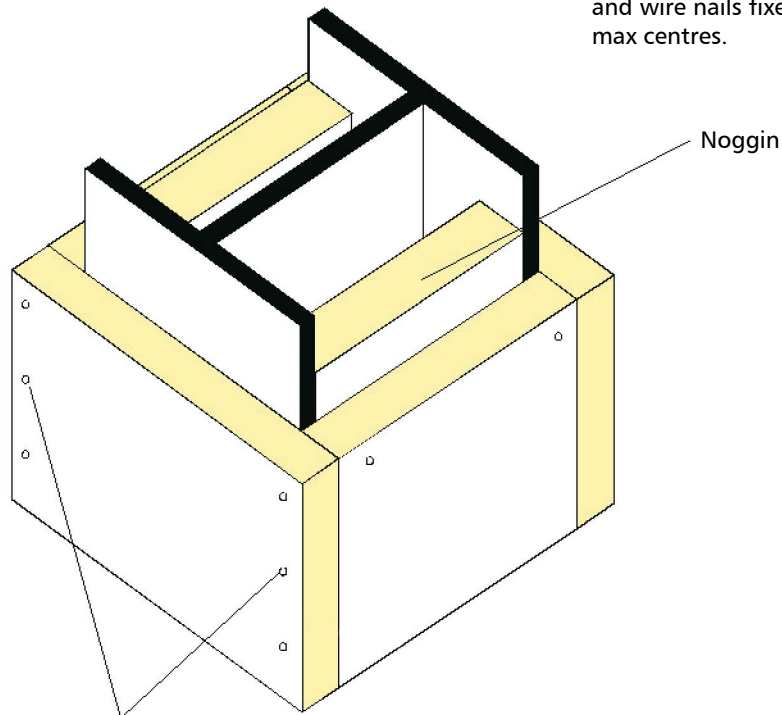
Note: for 2 and 3 sided details fit noggins at 500mm centres.



2. Cut web panels equal to depth of section and secure on noggins with Rockbond adhesive and nails fixed askew at 200mm max centres.



3. Cut flange panels to width of section, plus 2x nominal protection thickness. Secure both edges onto web panels using Rockbond adhesive and wire nails fixed askew at 450mm max centres.



Nails - Please check for most suitable nail type

### NOTES

1. Noggin thickness to be the same as the web of the steel.
2. Rockbond adhesive to be used on all board to board joints.
3. Nail length = 2 x protection thickness / or protection thickness plus web depth minus 5mm if shorter.
4. Please contact us for specific application / fixing advice prior to commencing work on site.

The information contained in Cryotherm data sheets is believed correct at the time of publication. Whilst we will endeavour to keep our publications up to date, readers will appreciate that between publications there may be pertinent changes in the law, or other developments affecting the accuracy of the information provided.

Date of this revision: 25/11/20